

Clinical relevance
- DAS 2015 guidelines

Patient safety
- Pre-assembled set
- Ready to use

Training & education
- Dedicated sets for training
- Special Crico-Trainer

Plan D: Emergency front of neck access
Scalpel cricothyrotomy

"CICO"
can't intubate,
can't oxygenate



ScalpelCric

Cricothyrotomy set acc. to the scalpel technique

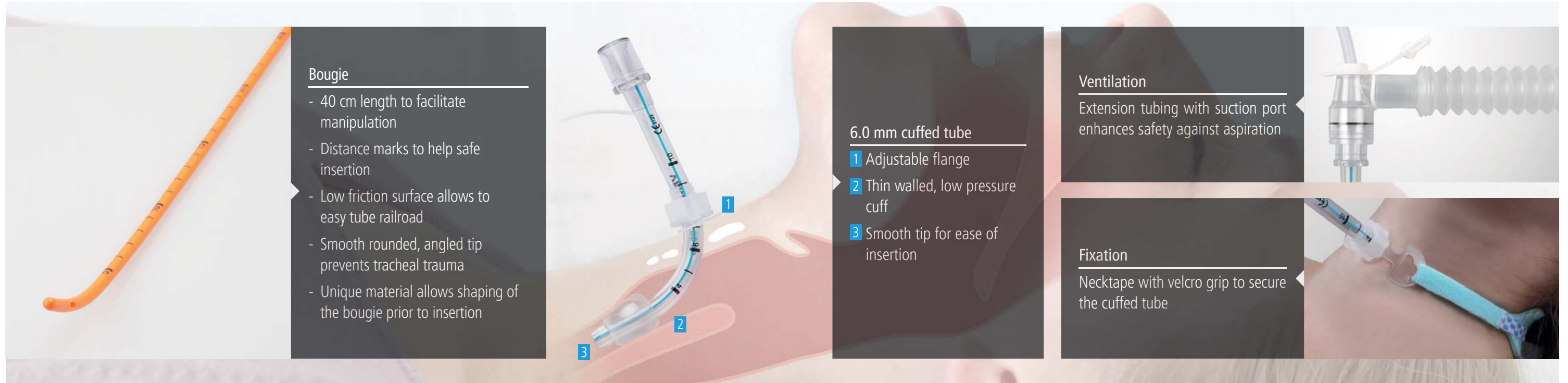
Cricothyrotomy set ScalpelCric – Conform to DAS 2015 guidelines* – Ready to use

The ScalpelCric from VBM is a surgical set for cricothyrotomy according to the scalpel technique. The set has been developed to match the latest recommendations from the DAS 2015 guidelines*.

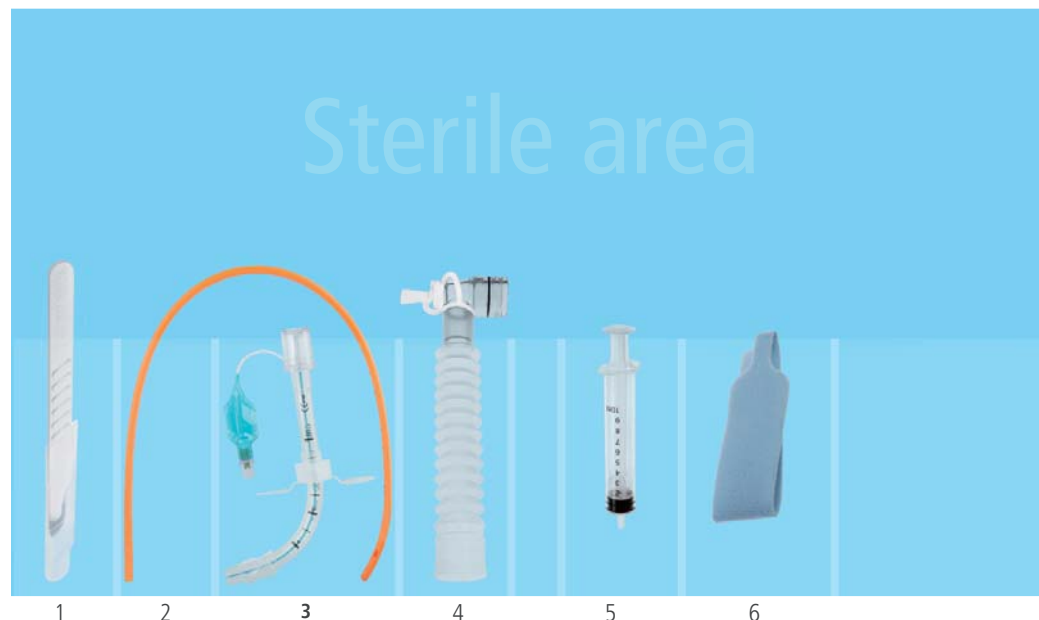
Based on the simple description of 'stab, twist, bougie, tube', the ScalpelCric is meant to facilitate the execution of the scalpel technique.

Each component is designed to enhance the safety and efficacy of the technique. The set is packed in a specific sterile pouch with each component organised in the order of use. This reduces the risk of confusion at the critical time of the procedure.

Scalpel #10, 14 Fr bougie (40 cm) with angled and rounded tip, 6.0 mm cuffed tube with smooth tip, extension tubing with suction capability, syringe for cuff inflation and necktape for tube fixation.

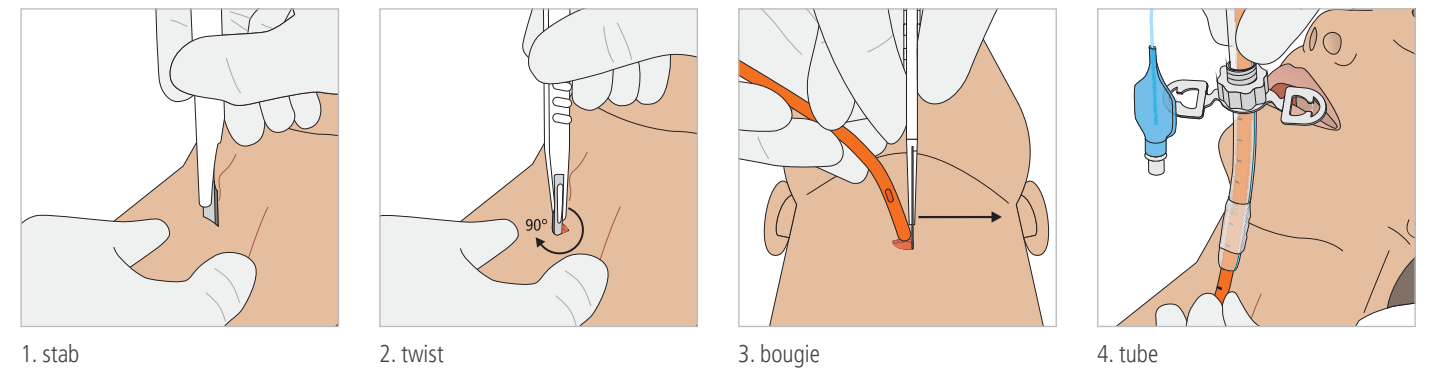


Set content



- 1 Scalpel #10
- 2 14 Fr bougie (40 cm)
- 3 6.0 mm cuffed tube
- 4 Extension tubing
- 5 Syringe 10 ml
- 6 Necktape

Use



* DAS (Difficult Airway Society):
Guidelines for management of unanticipated difficult intubation in adults 2015

Training & Education

“Anaesthetists must learn a scalpel technique and have regular training to avoid skill fade!”

“Training should be repeated at regular intervals to ensure skill retention?”

Training material



ScalpelCric training set
non sterile

Crico-Trainer “Adelaide”


for cricothyrotomy. The special concept of skin with 2 layers is simulating the subcutaneous tissue and the cricothyroid membrane. It is designed to replicate difficult scenario thanks to the moveable chin. Complete with 5 skins.

Crico-Trainer “Frova”

for cricothyrotomy and percutaneous tracheostomy, complete with 10 skins and 10 tracheas.

Crico-Trainer “Pig”

for fixation of a real animal trachea, complete with 10 skins.



References

1. Baker PA, Weller JM, Greenland KB, Riley RH, Merry AF. Education in airway management. *Anaesthesia* 2011; 66 (Suppl 2): 101–11
2. Difficult Airway Society 2015 guidelines for management of unanticipated difficult intubation in adults.

Order information

	REF	Box
ScalpelCric, sterile	30-08-447-1	1
ScalpelCric, non sterile (for Training)	30-08-447	1
Crico-Trainer “Adelaide”	30-14-700	1
Crico-Trainer “Frova”	30-14-000	1
Crico-Trainer “Pig”	30-14-500	1